



GOVERNMENT OF GUJARAT

27th September 2013

Status of JnNURM Projects

Gujarat Urban Development and Gujarat Housing Department
Gandhinagar, Gujarat

Overall Progress – JnNURM

Rs. In Crores

Project		UIG	UIDSSMT	UIDSST	BSUP	IHSDP	TOTAL
No. of cities		5	52	1	5	39	102
Approved Project Cost		5591.90	438.14	93.83	2067.07	393.21	8584.15
No. of Project Approved		71	52	3	27	39	192
No. of Completed Projects		49	35	-	12	3	99
No. of Projects under Progress		22	16*	3	15	36	92
Schedule of Completion of Ongoing Projects	Sept-13	6	4	0	0	0	10
	Dec-13	9	5	0	3	2	19
	March-14	3	7	3	12	34	59
	2014-15	4	0	0	0	0	4
No. of Dwelling Units Approved		-	-	-	113488	22566	136054
No. of Dwelling Units Completed		-	-	-	89546	6093	95639
No. of Dwelling Units in progress		-	-	-	22894#	16473	39603
Planning of Completion	Sept-13	-	-	-	7429	2469	9898
	Dec-13	-	-	-	6872	7252	14124
	March-14	-	-	-	8593	6752	15345
Total Release GoI		2003.32	327.48	15.68	746.02	154.07	3246.57
Total Release GoG		906.33	39.76	2.34	298.16	57.94	1304.53
Total Release ULB		2145.72	26.00	2.38	746.02	0.79	2920.91
Total Release GoI + GoG + ULB		5055.37	393.24	20.40	1790.2	212.79	7472.00
Expenditure Incurred		5055.37	375.61	15.90	1697.81	113.44	7258.13

*One Project is to be dropped under UIDSSMT- Umreth Nagarpalika
#1064 Dwelling Units to be dropped under BSUP - Rajkot

URBAN INFRASTRUCTURE AND GOVERNANCE (UIG)



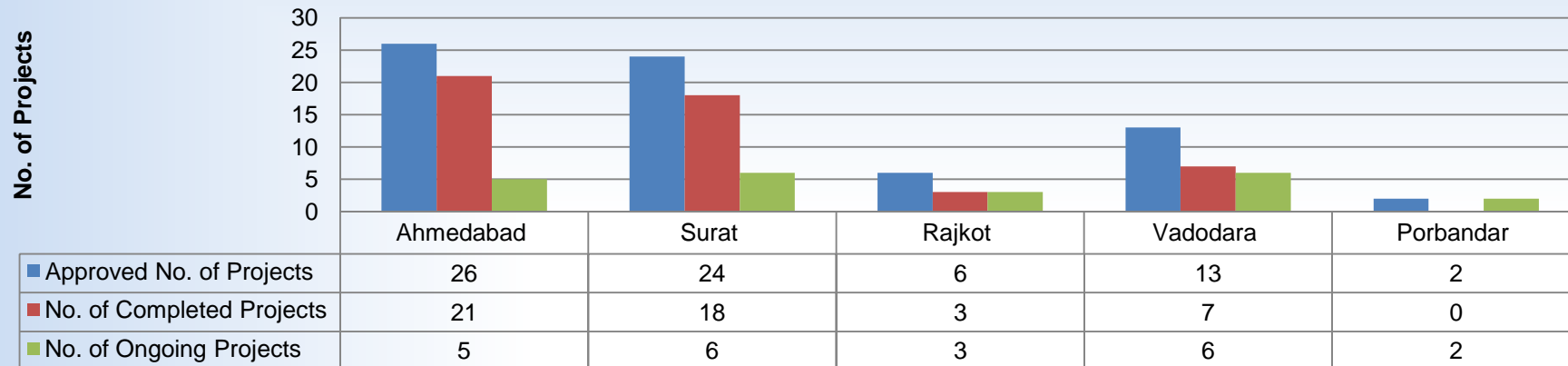
STATUS OF PROGRESS UNDER UIG

- ❖ There are five Mission Cities including Porbandar.
- ❖ Total 71 projects with Rs.5592 crores as approved Cost.
- ❖ 49 projects have already been completed.
- ❖ Remaining projects at an advanced stage of Implementation.
- ❖ Expenditure incurred till date Rs. 5055 crores (90% of the Project Cost).
- ❖ 5 Projects worth Rs. 260 crores, recently approved on 23.04.2013



Physical Progress - UIG

Progress of Project - UIG



Physical Progress % wise

City	No. of Approved Project	Completed Projects	Status of On Going Projects				Total
			90%	75%	50%	<50%	
Ahmedabad	26	21	1	1	2	1	5
Surat	24	18	3	2	1	0	6
Rajkot	06	3	2	0	0	1	3
Vadodara	13	7	2	2	1	1	6
Porbandar	2	0	0	0	0	2	2
TOTAL	71	49	8	5	4	5	22

Financial Progress - UIG

Rs. In `Crores

City	Approved Project Cost	Gol Share			GoG Share			TOTAL Rel.	ULB Release	TOTAL Rel.	Exp.
		Eligible	Received	Remaining	Eligible	Received	Remaining	(Gol + GoG)		(Gol + GoG + ULB)	
Ahmedabad	2390.74	836.633	705.75	130.883	358.55	343.48	15.077	1049.2	1200.41	2249.61	2249.61
Surat	1803.97	901.985	787.34	167.85	360.79	325.6	56.47	1112.9	497.27	1610.17	1610.17
Rajkot	496.46	248.23	168.01	139.71	99.292	79.5	43.59	247.51	156.89	404.4	404.40
Vadodara	762.95	381.475	314.6	62.64	152.59	154.3	0	468.9	322.29	791.19	791.19
Porbandar	138.1	110.49	27.62	82.87	13.81	3.46	10.35	31.08	3.45	34.53	0.00
TOTAL	5591.9	2478.81	2003.30	583.953	985.04	906.34	125.49	2909.7	2180.31	5089.9	5055.37

New Projects approved under - UIG

New DPRs approved by Gol under UIG Scheme on 23.04.2013					
Rs. In Lakhs					
S. No.	Name of DPR	Amount	GoI Share	GoG Share	ULB Share
Ahmedabad					
1	Automation (SCADA based) of the Water Supply System	3336.48	1167.77	500.47	1668.24
Total of Ahmedabad		3336.48	1167.77	500.47	1668.24
Rajkot					
2	Detail Project Report - 2 Strengthening of Solid Waste Management for Rajkot	5065.68	2532.84	1013.14	1519.70
3	Detail Project Report for Augmentation of Rajkot Water Supply Scheme	6832.63	3416.32	1366.53	2049.79
Total of Rajkot		11898.31	5949.16	2379.66	3569.49
Surat					
4	Augmentation of Sewerage System in Old City Area – Augmentation of Karanj Sewage Treatment Plant under East Drainage Zone under JnNURM (Revised)	5723.00	2861.50	1144.60	1716.90
5	DPR on 90 MLD WTP, Transmission Main and remaining ESR with Miscellaneous Works at Sarthana – Simada for Water Supply System for East Zone of Surat Municipal Corporation (R	4913.73	2456.87	982.75	1474.12
Total of Surat		10636.73	5318.37	2127.35	1474.12
New DPR approved by Gol under UIG Scheme on 02.07.2013					
6	Automation (SCADA based) of the sewerage system of Ahmedabad City,	2773.69	970.79	416.05	1386.85
Grand Total of all DPR		28645.21	13406.09	5423.53	8098.7

New DPRs Submitted to Gol under appraisal

New DPRs Submitted to Gol under UIG Scheme			
Rs. In Lakhs			
Sr. No.	Name of DPR	Amount	Remarks
Ahmedabad			Pending with appraisal agencies of GOI
1	Ahmedabad Janmarg - BRTS Phase III (26.8 Kms)	49627.75	
Total of Ahmedabad		49627.75	
Vadodara			
2	Augmentation of Water Supply	13085.41	
3	Bus Rapid Transit System for Vadodara City (Proposal)	33950.00	
Total of Vadodara		47035.41	
Surat			
4	Const of Bridge Across River Tapi joining Jilani Complex (Rander) to Paliya Kotar No: 07 (Katargam) in Surat City	20183.25	
5	Development of BRTS Corridor (Phase III) of Surat	31022.00	
Total of Surat		51205.25	
Grand Total of all DPR under UIG		147868.41	

New DPRs Submitted recently to Gol under UIC

Rs. In Lakh		
Sr. No.	Name of Detail Project Report	Amount
AHMEDABAD		
1	DPR on Water Recycling and Reuse Project for Ahmedabad City – Providing 60 mLd tertiary treatment plant at Pirana New site for Narol Industries	10395.18
2	DPR on Water Recycling and Reuse Project for Ahmedabad City –Providing 60 mLd tertiary treatment plant at Old Pirana	6269.08
3	DPR on Water Recycling and Reuse Project for Ahmedabad City –Providing 60 mLd tertiary treatment plant at near Bhavans College	9705.87
4	DPR on Water Recycling and Reuse Project for Ahmedabad City - Providing 60 mLd secondary and tertiary treatment plant at Jal Vihar, Old Wadaj	11459.38
5	24 x 7 Water Supply System on Jodhpur of New West Zone of Ahmedabad Municipal Corporation	4001.05
6	Fly Over Bridge and junction development at Hatkeshwar circle In Ahmedabad	4473.77
7	Fly Over Bridge at Helmet Junction from Driving Cinema to Vijay Crossing Road	23437.70
8	Construction of Fly Over at Dinesh Chamber	6635.96
9	Proposed fly Over Bridge on Shyamal Cross Road Junction and Jivraj Park junction on 40.0 m wide (132') ring road	13588.14
10	24X7 Water Supply Scheme for Navrangpura (P), Stadium (P) and Juna Vadaj (P)	1358.96
TOTAL - AHMEDABAD		91325.09

New DPRs Submitted recently to Gol under UIG

Sr. No.	Name of Detail Project Report	Amount
VADODARA		
11	DPR on Capacity Expansion for Sewerage treatment plant in Vadodara City	12431.7
12	DPR on Construction of Storm Water Drain to divert Storm Water entering in to Vadodara City	4186.29
TOTAL - VADODARA		16617.99
SURAT		
13	DPR on Water Supply Scheme for West and South West Zone of Surat Municipal Corporation	9954.03
TOTAL-SURAT		9954.03
GRAND TOTAL (UIG)		117897.11

Purchase of Buses		
		Rs. In Lakh
Sr. No.	Name of Detail Project Report	Amount
1	DPR for Financial Assistance under MoUD Scheme for purchase of buses for Ahmedabad	16651.00
2	DPR for Financial Assistance under MoUD Scheme for purchase of buses for Surat	9788.00
GRAND TOTAL (Bus Funding)		26439.00

STATUS OF REFORMS



Summary of Over All Reforms (Mandatory & Optional)

Total reforms (23 reforms)	Max Score	Ahmedabad	Surat	Vadodara	Rajkot	Porbandar
Total State Level Score (Mandatory ; 7)	70.00	62.00	62.00	62.00	62.00	62.00
Total ULB Level Score (Mandatory ; 6)	60.00	58.00	59.00	54.00	54.50	41.25
Total State Level Score (Optional ; 3)	30.00	22.50	22.50	22.50	22.50	22.50
Total ULB Level Score (Optional ; 7)	70.00	70.00	70.00	70.00	70.00	48.50
Total Score (23 Reforms)	230.00	212.50	213.50	208.50	209.00	174.25
% of ULB Level Reforms Achievement		97%	98%	90%	91%	69%
% of State Level Reforms Achievement		89%	89%	89%	89%	89%
% of Optional Reforms Achievement		93%	93%	93%	93%	71%
% of Total Reforms Achievement		92%	93%	91%	91%	76%
OVERALL STATE PERFORMANCE (CALIBRATED)	88.50%					

PHOTOGRAPHS

BRTS

Ahmedabad



PHOTOGRAPHS

Sewerage:

Automation of
SCADA

Surat Municipal
Corporation



Khajod- Sewage Treatment Plant
Surat Municipal Corporation

PHOTOGRAPHS

Water Supply y Surat



Water Treatment Plant Katargam



Vesu Water Supply System


PHOTOGRAPHS

Solid Waste Management t Rajkot



PHOTOGRAPHS

Flyove
r
Rajkot



URBAN INFRASTRUCTURE DEVELOPMENT SCHEME FOR SMALL AND MEDIUM TOWN (UIDSSMT)



Physical & Financial Progress of UIDSSMT

Rs. In Crore

No. Of Projects Sectioned	GoI Approved Project Cost	GoI Share (80%)	GoI Release	GoG Share (10%)	GoG Release	ULB Share (10%)	ULB Contribution	Total Release GoI + GoG+ULB	Expenditure Incurred
52 Projects	438.14	350.51	327.48	43.45	39.76	43.45	26.00	393.24	375.61


Status of completed and ongoing projects

TOTAL NO. OF PROJECTS	COMPLETED PROJECTS	ONGOING PROJECTS	Progress 80% & Above	Progress 60% to 79%	Progress 50% to 59%	Progress Below 50%	To be dropped
52	35	16	6	8	1	1	1

New DPRs Submitted recently to Gol under UID

Rs.in lakh

Sr No	Name of Corporation/ULB	Name of Component	Projects cost
1	Jamnagar	Water Supply	6870.82
2	Anand	Storm Water Drainage	806.66
3	Bhavnagar	Solid Waste Management	1800
4	Gandhinagar	Solid Waste Management	4125
5	Nadiad	Storm Water Drainage	2224.9
6	Junagadh	Under Ground Drainage	32384.9
Total			48212.28



New DPRs to be Submitted under UIDSSMT


Rs in Lakh

Sr No	District	Name of Corporation/ULB	Name of Component	Approx Project cost
1	Bhavnagar	Botad	Construction of Ring road	500.00
2	Dahod	Zalod	Lake Development	40.00
3	Kutch	Gandhidham	Underground Drainage	1500.00
4	Mehsana	Mehsana	Storm Water Drainage	9509.45
5	Mehsana	Mehsana	Water Supply	3000.00
6	Patan	Radhanpur	Storm Water Drainage	1977.55
7	Sabarkantha	Himmatnagar	Storm Water Drainage	4049.75
8	Sabarkantha	Prantij	Storm Water Drainage	1179.90
9	Sabarkantha	Talod	Storm Water Drainage	909.15
10	Surendranagar	Dhrangadhra	Construction of Ring road	200.00
11	Surendranagar	Limbdi	Construction of Bypass road	300.00
12	Surendranagar	Chotila	Construction of Bypass road	200.00
13	Valsad	Umargam	Solid Waste Management	450.00
14	Valsad	Pardi	Solid Waste Management	500.00
Total				24315.80

PHOTOGRAPHS

Water Supply UIDSSMT

UIDSSMT Scheme BMC Clear Water ESR
1.5ML



UIDSSMT Scheme BMC Pumping Panel
Installation



UIDSSMT Scheme BMC WTP



Over head water tank

URBAN INFRASTRUCTURE DEVELOPMENT SCHEME FOR SATELLITE TOWN (UIDSST)



Sanand Satellite Town - UIDSST

(Rs. In Lakhs)

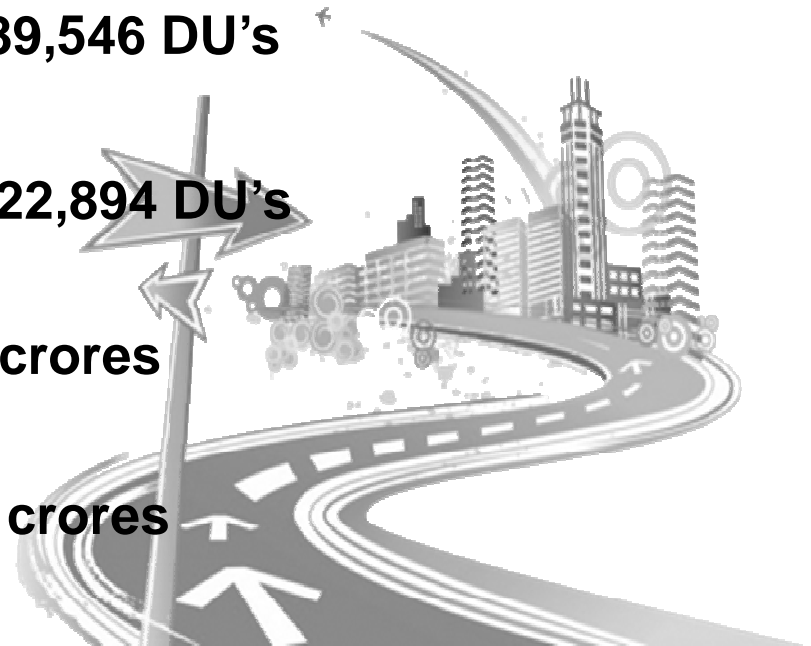
Sr. No	Name of Project	Approved Project Cost	Fund released by GOI+ GOG	Actual Exp.	Status	Schedule of Submission of UCs
1	Water Supply Project for Sanand Town	3320.86	747.19	608.83	<ul style="list-style-type: none"> • Work in Progress for 3 packages. • Tender under approval for 1 package • Tender under preparation – 1 Packages • Road alignment – 1 Packages • Works will be completed by March 2014. 	<ul style="list-style-type: none"> • 2nd - Submitted • 3rd – December 13 • 4th – March14
2	Sewerage System for Sanand Town	5848.68	1008.65	842.41	<ul style="list-style-type: none"> • Work in Progress -2 package • Work order given but work not start due to plot possession - 2 packages • Price-bid under Negotiation – 1 Packages • Plot is to be finalized after sanction T.P. by authority – 1 Packages • Road alignment – 1 Packages • Works will be completed by March 2014. 	<ul style="list-style-type: none"> • 2nd – Submitted • 3rd – November 13 • 4th – March14
3	Solid Waste Management project for Sanand Town	213.62	47.06	138.31	<ul style="list-style-type: none"> • Works completed - 5 Packages • Under procedure – 2 Packages 	<ul style="list-style-type: none"> • 2nd - Submitted • 3rd – Submitted • 4th –August 13
	Total	9383.16	1802.90	1589.55		

BASIC SERVICES FOR URBAN POOR (BSUP)



BSUP – Achievements

- **Approved Projects** : 27
- **Completed Project** : 12
- **Approved Dwelling Units** : 1, 13, 488 DU's
- **Completed Dwelling Units** : 89,546 DU's
- **In Progress Dwelling Units** : 22,894 DU's
- **Approved Projects Cost** : 2067.07 crores
- **Expenditure** : 1697.81 crores



STATUS OF BSUP SCHEME

Rs. In Crores

Name of City	Ahemdabad	Surat	Rajkot	Vadodara	Porbandar	Total
No. of Projects Approved	5	12	3	6	1	27
No. of Completed Projects	2	5	2	3	0	12
Approved Project Cost	567.68	699.28	193.32	525.54	81.25	2067.07
Funds Released by Gol	260.29	292.36	47.40	129.89	15.62	745.56
Funds Released by GoG	104.11	121.36	16.56	54.18	1.95	298.16
Total Release (Gol + GoG)	364.40	414.20	63.96	184.07	17.57	1044.18
Expenditure Incurred	649.48	675.23	115.17	255.06	2.88	1697.81
Approved Dwelling Units	33824	46856	8664	21696	2448	113488
Completed Dwelling Units	32380	40814	4976	11376	0	89546
Dwelling Units in Progress	1444	6058	2624	10320	2448	22894
Allotted Dwelling Units	24405	30517	4106	9830	0	68858

Photographs : Ahmedabad



Photographs : Surat



Photographs : Rajkot



Photographs : Vadodara



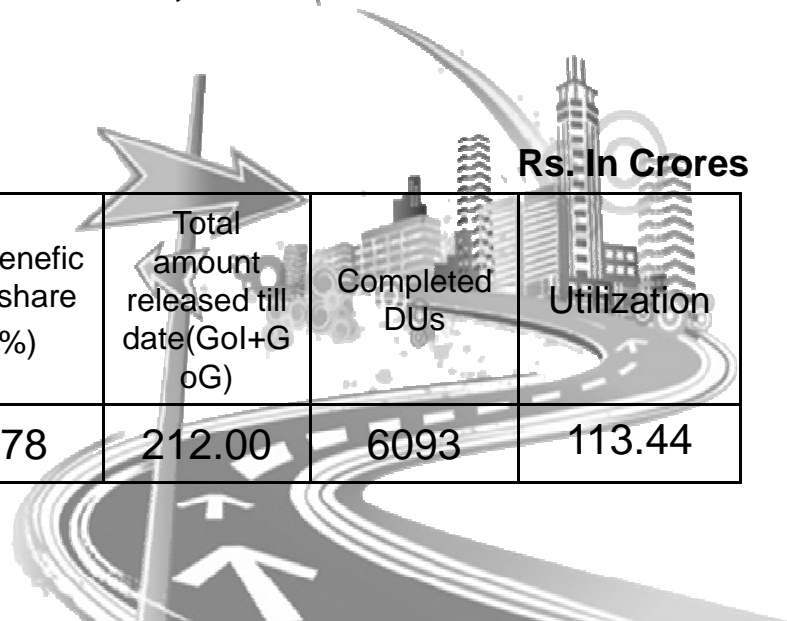
INTEGRATED HOUSING SLUM DEVELOPMENT PROGRAMME (IHSDP)



Progress Under IHSDP Scheme

According to G.R. No. IHSDP/102010/C.FA 21/GH, Dated-30/05/2011

- ❑ Gol share for 18 projects Rs.64,000/ unit and for 21 projects Rs.80,000/ unit is approved.
- ❑ GoG share maximum Rs.45,000/unit for all units or the amount remains after beneficiaries contribution.
- ❑ Beneficiary/ Nagarpalika share minimum Rs.20,000/- and maximum rest of unit cost.



Rs. In Crores								
No of sanctioned Projects	Total approved Dwelling Units	Project amount sanctioned	Gol share (80%)	GoG share (max)	ULB/Beneficiaries share (10%)	Total amount released till date (Gol+GoG)	Completed DUs	Utilization
39	22566	393.21	242.54	60.10	79.78	212.00	6093	113.44

Photographs : IHSDP scheme

Jamnagar



Unjha



Photographs of Jetpur- Navagadh IHSDP scheme



THANK YOU..!!

